

Scaled data based on original data using  
LM-79-08 Approved Method: Electrical and Photometric Measurements of Solid-  
State Lighting Products

Test Report Prepared for  
Cooper Lighting Solutions  
(formerly Eaton)

Brand: McGRAW-EDISON

Report Number: P226922

Luminaire Tested: **ISW-AF-600-LED-E1-SL3-7060**

Issue Date: 3/3/2020

**Test Information**

Test Method: LM-79-08  
Report Number: P226922  
TEST IS SCALED FROM IESNA LM-79-08 TEST DATA (P35946)  
Test Lab: INNOVATION CENTER-P3  
Issue Date: 3/3/2020  
Manufacturer: COOPER LIGHTING SOLUTIONS (FORMERLY EATON)  
Product Line: MCGRAW-EDISON  
Catalog Number: ISW-AF-600-LED-E1-SL3-7060  
Description: IMPACT ELITE LED WEDGE LUMINAIRE  
LIGHT SQUARE WITH ACCULED OPTICS-TYPE III W/SPILL CONTROL  
Light Source: (16) 5700K CCT, 70 CRI LEDs  
Ballast/Driver: ELECTRONIC DRIVER

**Summary**

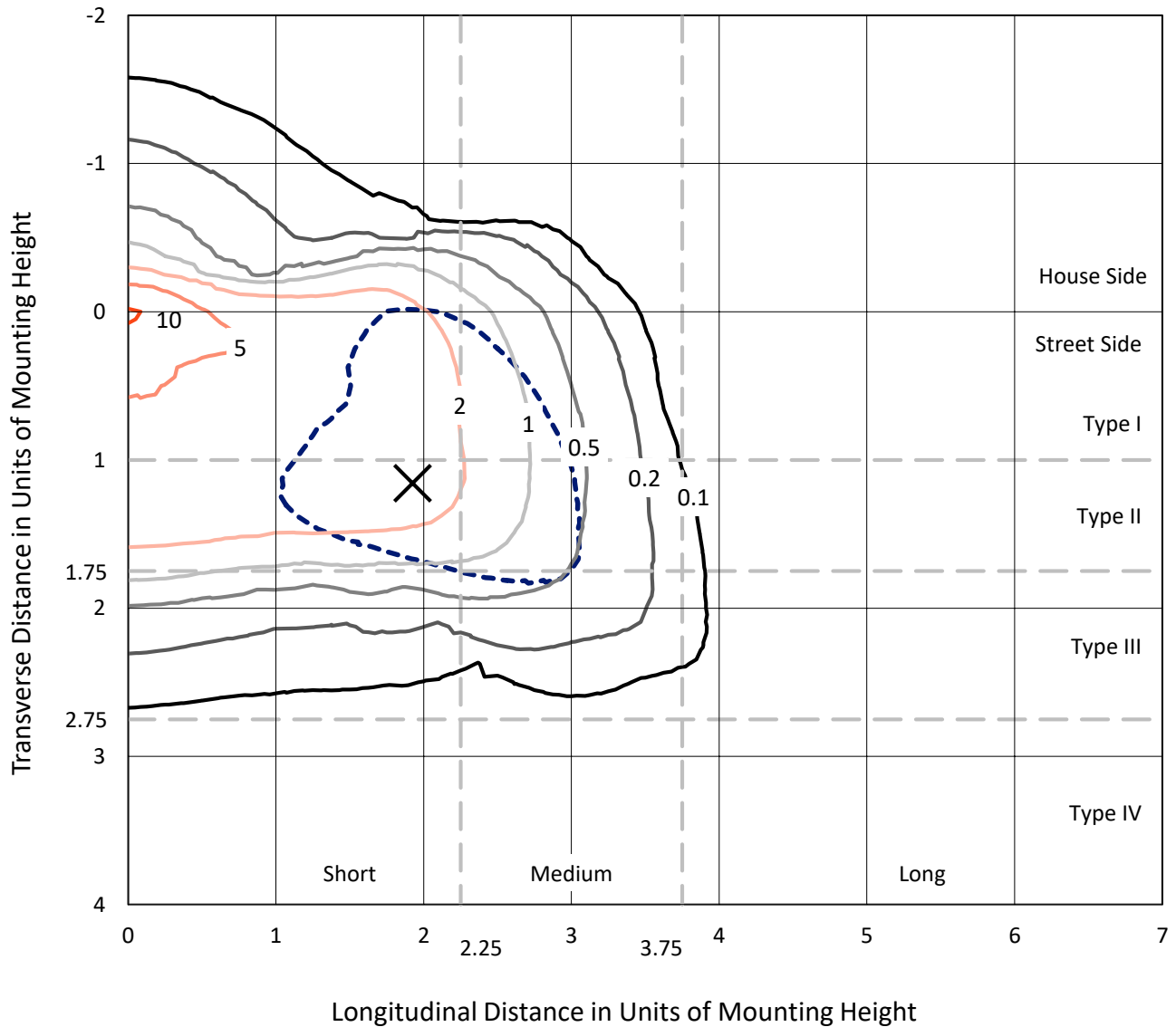
Lumens per Lamp: N/A  
Luminaire Lumens: 3874.1 lumens  
Efficiency: N/A  
Efficacy: 115.0 lumens/watt  
Luminous Opening: Rectangular (W 0.5' x L: 0.5' x H: 0')  
IES Classification: Type II - Short - Semi-Cutoff  
BUG Rating: B1 - U1 - G1  
  
Input Watts (W): 33.7  
Input Voltage (V): 120  
Input Current (Ain): NR  
Voltage Rise (V): NR  
Power Factor: NR  
Total Harmonic Distortion (THDi): NR  
Frequency (hertz): 60  
Stabilization Time: NR  
Operation Time: NR  
Ambient Temperature (°C): NR  
Test Distance: 25 FT



REPORT NUMBER: P226922  
 CATALOG NUMBER: ISW-AF-600-LED-E1-SL3-7060

### Iso-Footcandle Lines of Horizontal Illumination

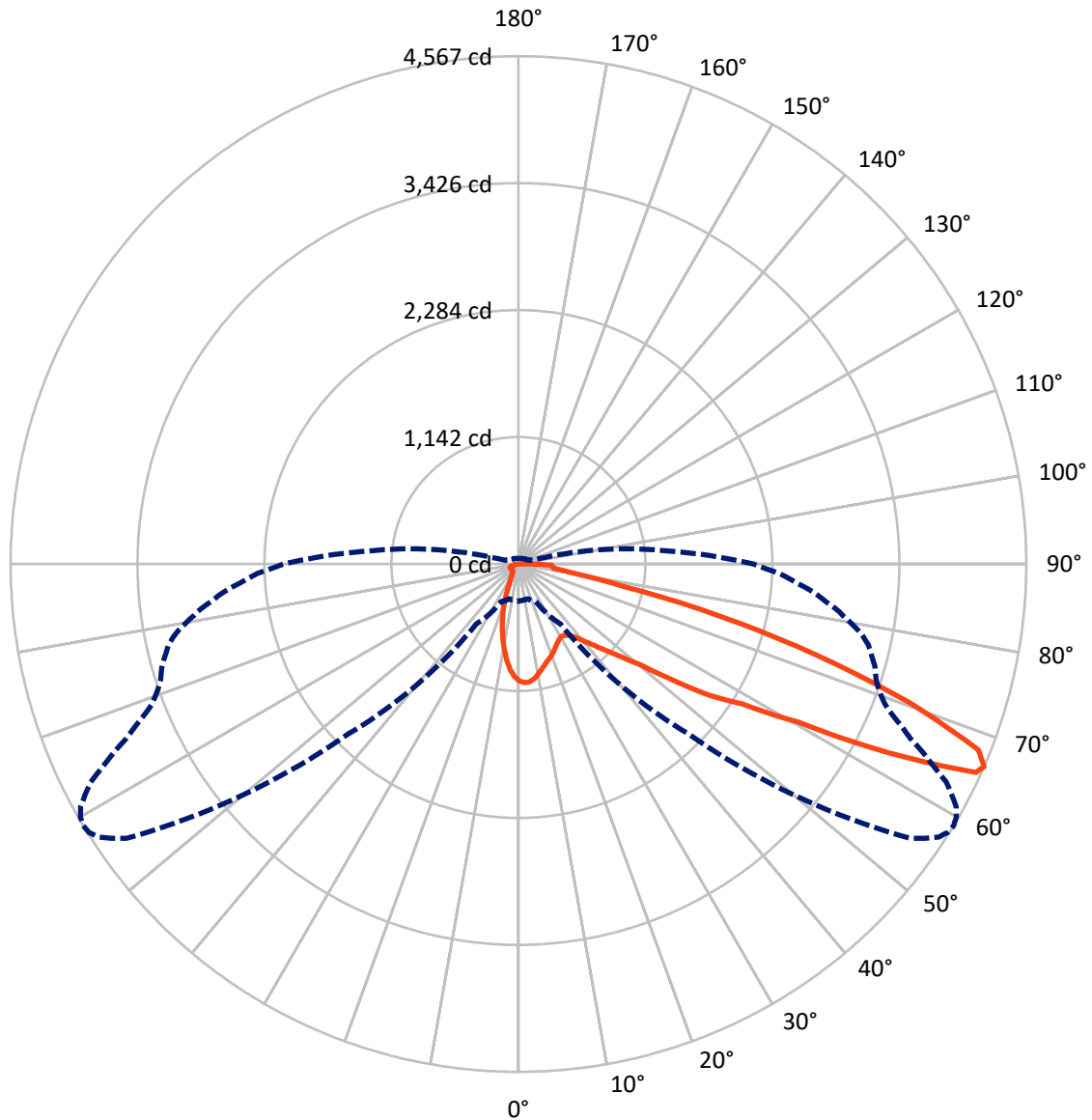
× Max cd  
 - - - 1/2 Max cd



Based on 10 foot mounting height. Maximum calculated value = 10.5 fc  
 Type II - Short - Semi-Cutoff

REPORT NUMBER: P226922  
CATALOG NUMBER: ISW-AF-600-LED-E1-SL3-7060

### Luminous Intensity Polar Plot



— Vertical Plane Through 59-Deg Lateral    - - - Horizontal Cone Through 66-Deg Vertical

REPORT NUMBER: P226922

CATALOG NUMBER: ISW-AF-600-LED-E1-SL3-7060

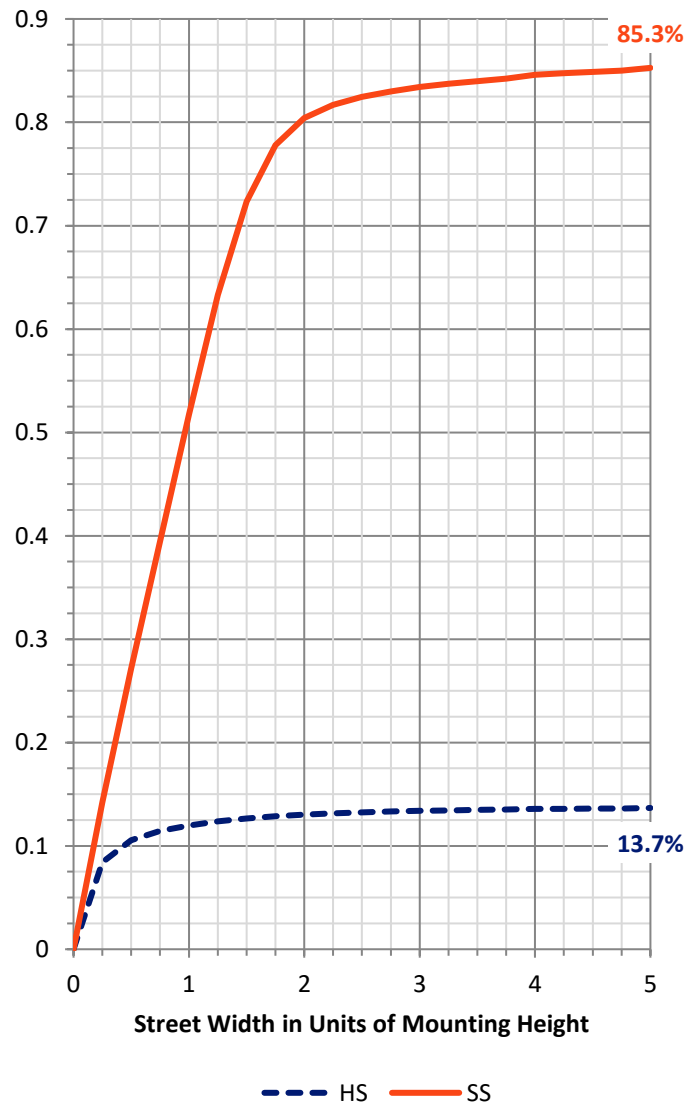
**FLUX DISTRIBUTION:**

		Downward	Upward	Total
<b>House Side</b>	Lumens	537.5	0.2	537.8
	% Fixture	13.9	0.0	13.9
<b>Street Side</b>	Lumens	3334.9	1.4	3336.3
	% Fixture	86.1	0.0	86.1
<b>Total</b>	Lumens	3872.4	1.7	3874.1
	% Fixture	100.0	0.0	100.0

**Coefficient of Utilization**

**ZONAL LUMENS:**

Zone	Lumens	% Fixture
0°-10°	89.7	2.3
10°-20°	189.5	4.9
20°-30°	237.7	6.1
30°-40°	325.3	8.4
40°-50°	523.2	13.5
50°-60°	909.2	23.5
60°-70°	1104.7	28.5
70°-80°	412.1	10.6
80°-90°	81.1	2.1
90°-100°	1.7	0.0
100°-110°	0.0	0.0
110°-120°	0.0	0.0
120°-130°	0.0	0.0
130°-140°	0.0	0.0
140°-150°	0.0	0.0
150°-160°	0.0	0.0
160°-170°	0.0	0.0
170°-180°	0.0	0.0
0°-90°	3872.4	100.0
0°-180°	3874.1	100.0



REPORT NUMBER: P226922

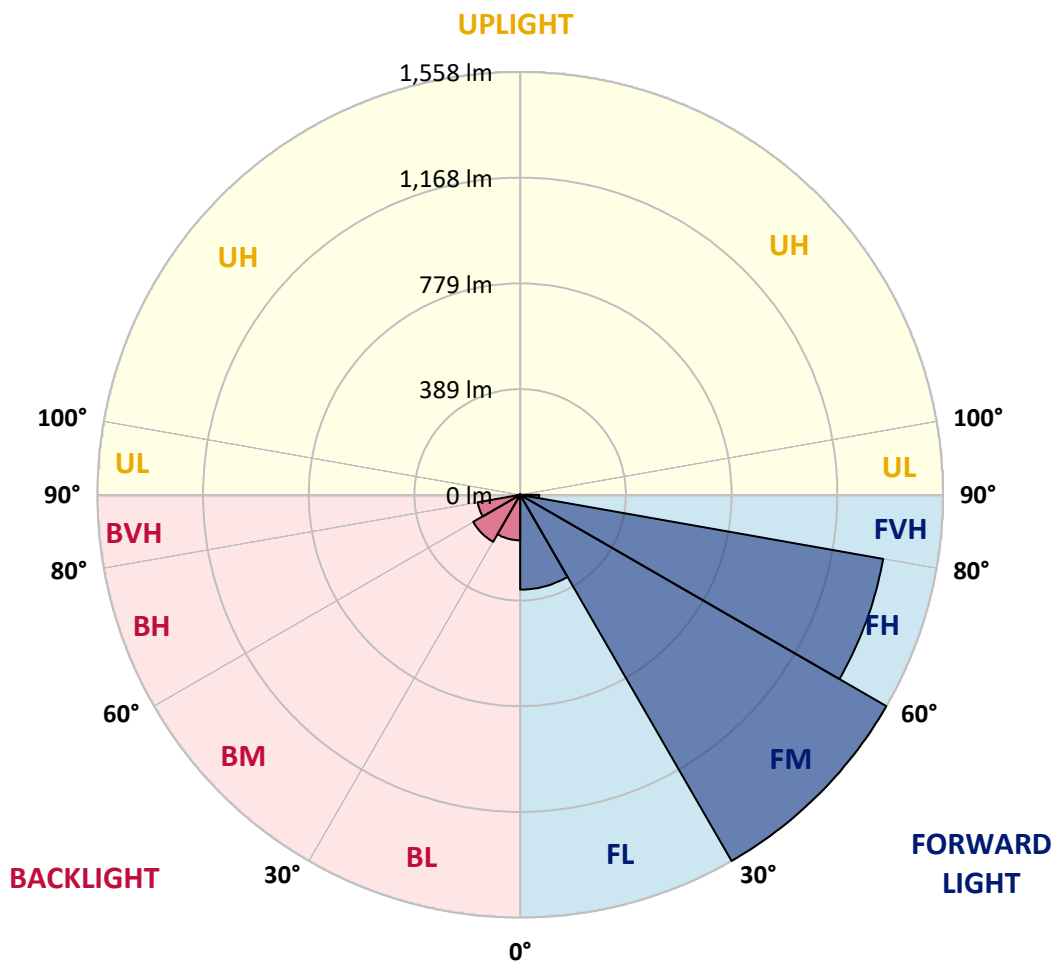
CATALOG NUMBER: ISW-AF-600-LED-E1-SL3-7060

**LUMINAIRE CLASSIFICATION SYSTEM LUMEN TABLE AND BUG RATING:**

Zone		Lumens	% Fixture	Zone Rating/Lumen Limit		
				B	U	G
FL	(0°-30°)	349.4	9.0			
FM	(30°-60°)	1557.8	40.2			
FH	(60°-80°)	1357.8	35.0			G1/1800
FVH	(80°-90°)	69.9	1.8			G1/100
BL	(0°-30°)	167.6	4.3	B1/500		
BM	(30°-60°)	199.8	5.2	B0/220		
BH	(60°-80°)	158.9	4.1	B1/500		G1/500
BVH	(80°-90°)	11.1	0.3			G1/100
UL	(90°-100°)	1.7	0.0		U1/10	
UH	(100°-180°)	0.2	0.0		U1/10	

**BUG Rating: B1-U1-G1**

Type II Short





REPORT NUMBER: P226922

CATALOG NUMBER: ISW-AF-600-LED-E1-SL3-7060

**CANDELA DISTRIBUTION (FULL):**

	0°	5°	15°	25°	35°	45°	55°	56°	57°	58°	59°
0°	1052.5	1052.5	1052.5	1052.5	1052.5	1052.5	1052.5	1052.5	1052.5	1052.5	1052.5
2.5°	1079.8	1076.2	1082.8	1080.4	1082.2	1073.3	1071.5	1069.7	1070.9	1069.1	1069.1
5°	1054.3	1052.5	1060.2	1064.3	1067.9	1066.7	1066.1	1066.1	1066.7	1062.6	1063.2
7.5°	979.4	978.2	988.9	996.6	1013.9	1024.0	1037.0	1037.6	1038.8	1037.0	1040.6
10°	899.8	903.4	912.9	925.4	950.9	966.3	991.3	996.0	997.8	998.4	999.0
12.5°	823.8	820.2	832.1	855.9	890.3	915.3	946.7	949.1	952.1	956.3	960.4
15°	756.1	760.2	769.8	794.7	830.9	866.0	907.0	909.3	915.3	918.8	924.8
17.5°	709.8	709.8	720.5	743.6	777.5	822.0	873.7	877.8	882.6	887.4	893.9
20°	686.6	686.6	690.8	704.4	734.1	776.9	839.2	844.0	852.3	857.7	866.6
22.5°	684.8	684.2	683.6	686.6	704.4	737.7	802.4	809.0	816.1	824.4	832.1
25°	703.8	705.6	698.5	693.7	695.5	711.0	767.4	770.9	784.6	789.9	799.4
27.5°	731.1	734.1	728.2	721.0	710.4	700.3	737.7	743.6	752.5	761.4	773.3
30°	770.3	769.8	769.2	764.4	743.6	712.1	728.8	732.9	740.6	747.8	757.9
32.5°	812.5	817.3	820.8	818.5	797.1	743.6	741.2	744.8	751.9	756.1	762.6
35°	867.2	869.5	883.2	883.2	861.8	800.0	776.3	779.3	782.8	784.6	789.4
37.5°	927.1	935.5	955.7	967.5	934.3	870.1	831.5	831.5	833.3	834.5	837.5
40°	996.6	1008.5	1036.4	1059.0	1037.6	957.4	904.0	909.3	907.5	905.2	911.7
42.5°	1077.4	1090.5	1124.3	1145.7	1133.2	1062.6	1001.4	997.8	1003.2	996.0	998.4
45°	1171.3	1181.4	1215.8	1238.4	1248.5	1191.5	1129.1	1122.0	1122.0	1106.5	1113.1
47.5°	1255.6	1258.6	1291.8	1331.6	1364.3	1365.5	1277.6	1272.8	1261.5	1251.4	1249.1
50°	1334.0	1342.9	1364.3	1407.6	1476.0	1535.3	1481.9	1467.0	1454.6	1417.2	1428.4
52.5°	1470.0	1487.2	1500.9	1527.0	1607.8	1728.4	1794.3	1771.1	1768.2	1734.3	1726.6
55°	1495.6	1497.3	1542.5	1693.3	1883.4	1970.1	2096.6	2096.0	2105.5	2094.8	2084.7
57.5°	1375.6	1361.3	1436.8	1635.7	2017.6	2463.1	2424.5	2428.6	2416.2	2383.5	2373.4
60°	1071.5	1083.4	1164.7	1418.3	1920.8	2781.4	3036.2	2960.8	3014.9	2929.9	2884.2
62.5°	602.9	589.2	644.4	911.1	1575.7	2798.1	3869.5	3877.9	3904.0	3856.5	3744.8
65°	389.0	383.1	377.7	460.9	944.4	2447.6	4330.4	4432.6	4493.8	4518.7	4520.5
66°	334.4	329.6	323.1	377.2	658.1	2156.6	4300.7	4410.0	4507.4	4553.8	4567.4
67.5°	284.5	277.4	276.2	312.4	457.9	1673.1	4017.4	4189.1	4275.2	4395.2	4460.5
70°	217.4	213.8	224.5	269.7	351.6	787.6	3201.4	3425.3	3573.8	3667.6	3728.2
72.5°	182.3	181.2	196.0	246.5	333.2	446.6	2241.0	2481.5	2636.5	2726.2	2809.4
75°	142.5	143.7	163.3	235.2	331.4	389.0	1301.9	1531.2	1621.5	1762.8	1870.9
77.5°	106.9	105.7	121.2	190.1	323.1	394.4	676.5	771.5	870.7	942.6	968.7
80°	74.8	76.0	86.7	130.7	251.8	405.7	421.7	443.7	464.5	487.6	492.4
82.5°	49.9	50.5	64.1	89.7	174.6	387.3	393.8	383.7	367.7	347.5	325.5
85°	30.3	31.5	45.7	60.6	135.4	350.4	407.4	380.7	356.4	329.6	302.9
87.5°	15.4	17.2	27.3	35.6	80.2	172.8	424.1	404.5	371.2	330.2	300.5
90°	4.2	4.2	5.9	8.9	16.0	35.0	106.9	96.2	48.1	91.5	45.1
92.5°	0.0	0.0	0.0	0.0	0.0	0.0	0.0	0.0	0.0	0.0	0.0
95°	0.0	0.0	0.0	0.0	0.0	0.0	0.0	0.0	0.0	0.0	0.0
97.5°	0.0	0.0	0.0	0.0	0.0	0.0	0.0	0.0	0.0	0.0	0.0
100°	0.0	0.0	0.0	0.0	0.0	0.0	0.0	0.0	0.0	0.0	0.0
102.5°	0.0	0.0	0.0	0.0	0.0	0.0	0.0	0.0	0.0	0.0	0.0
105°	0.0	0.0	0.0	0.0	0.0	0.0	0.0	0.0	0.0	0.0	0.0
107.5°	0.0	0.0	0.0	0.0	0.0	0.0	0.0	0.0	0.0	0.0	0.0



REPORT NUMBER: P226922

CATALOG NUMBER: ISW-AF-600-LED-E1-SL3-7060

**CANDELA DISTRIBUTION (continued):**

	0°	5°	15°	25°	35°	45°	55°	56°	57°	58°	59°
110°	0.0	0.0	0.0	0.0	0.0	0.0	0.0	0.0	0.0	0.0	0.0
112.5°	0.0	0.0	0.0	0.0	0.0	0.0	0.0	0.0	0.0	0.0	0.0
115°	0.0	0.0	0.0	0.0	0.0	0.0	0.0	0.0	0.0	0.0	0.0
117.5°	0.0	0.0	0.0	0.0	0.0	0.0	0.0	0.0	0.0	0.0	0.0
120°	0.0	0.0	0.0	0.0	0.0	0.0	0.0	0.0	0.0	0.0	0.0
122.5°	0.0	0.0	0.0	0.0	0.0	0.0	0.0	0.0	0.0	0.0	0.0
125°	0.0	0.0	0.0	0.0	0.0	0.0	0.0	0.0	0.0	0.0	0.0
127.5°	0.0	0.0	0.0	0.0	0.0	0.0	0.0	0.0	0.0	0.0	0.0
130°	0.0	0.0	0.0	0.0	0.0	0.0	0.0	0.0	0.0	0.0	0.0
132.5°	0.0	0.0	0.0	0.0	0.0	0.0	0.0	0.0	0.0	0.0	0.0
135°	0.0	0.0	0.0	0.0	0.0	0.0	0.0	0.0	0.0	0.0	0.0
137.5°	0.0	0.0	0.0	0.0	0.0	0.0	0.0	0.0	0.0	0.0	0.0
140°	0.0	0.0	0.0	0.0	0.0	0.0	0.0	0.0	0.0	0.0	0.0
142.5°	0.0	0.0	0.0	0.0	0.0	0.0	0.0	0.0	0.0	0.0	0.0
145°	0.0	0.0	0.0	0.0	0.0	0.0	0.0	0.0	0.0	0.0	0.0
147.5°	0.0	0.0	0.0	0.0	0.0	0.0	0.0	0.0	0.0	0.0	0.0
150°	0.0	0.0	0.0	0.0	0.0	0.0	0.0	0.0	0.0	0.0	0.0
152.5°	0.0	0.0	0.0	0.0	0.0	0.0	0.0	0.0	0.0	0.0	0.0
155°	0.0	0.0	0.0	0.0	0.0	0.0	0.0	0.0	0.0	0.0	0.0
157.5°	0.0	0.0	0.0	0.0	0.0	0.0	0.0	0.0	0.0	0.0	0.0
160°	0.0	0.0	0.0	0.0	0.0	0.0	0.0	0.0	0.0	0.0	0.0
162.5°	0.0	0.0	0.0	0.0	0.0	0.0	0.0	0.0	0.0	0.0	0.0
165°	0.0	0.0	0.0	0.0	0.0	0.0	0.0	0.0	0.0	0.0	0.0
167.5°	0.0	0.0	0.0	0.0	0.0	0.0	0.0	0.0	0.0	0.0	0.0
170°	0.0	0.0	0.0	0.0	0.0	0.0	0.0	0.0	0.0	0.0	0.0
172.5°	0.0	0.0	0.0	0.0	0.0	0.0	0.0	0.0	0.0	0.0	0.0
175°	0.0	0.0	0.0	0.0	0.0	0.0	0.0	0.0	0.0	0.0	0.0
177.5°	0.0	0.0	0.0	0.0	0.0	0.0	0.0	0.0	0.0	0.0	0.0
180°	0.0	0.0	0.0	0.0	0.0	0.0	0.0	0.0	0.0	0.0	0.0





REPORT NUMBER: P226922

CATALOG NUMBER: ISW-AF-600-LED-E1-SL3-7060

**CANDELA DISTRIBUTION (continued):**

	60°	61°	62°	63°	64°	65°	66°	67°	68°	69°	70°
0°	1052.5	1052.5	1052.5	1052.5	1052.5	1052.5	1052.5	1052.5	1052.5	1052.5	1052.5
2.5°	1068.5	1069.7	1068.5	1066.7	1068.5	1066.7	1066.1	1065.5	1066.1	1064.9	1064.3
5°	1063.2	1064.3	1064.3	1060.8	1060.2	1062.6	1059.0	1060.2	1059.0	1057.8	1055.4
7.5°	1037.6	1038.2	1038.8	1036.4	1038.2	1038.2	1037.0	1037.0	1035.8	1036.4	1034.1
10°	1002.0	1004.4	1006.7	1005.5	1005.0	1010.3	1007.9	1009.7	1009.7	1007.9	1008.5
12.5°	963.4	967.5	970.5	970.5	972.9	978.8	978.2	979.4	984.2	984.2	982.4
15°	927.7	931.9	936.7	940.2	945.0	949.1	952.1	956.8	959.2	959.2	962.2
17.5°	899.8	905.8	911.1	912.9	919.4	926.6	928.3	934.3	937.8	939.6	943.2
20°	872.5	879.0	885.6	891.5	897.4	905.8	909.9	913.5	919.4	923.0	928.3
22.5°	840.4	850.5	858.8	866.0	876.1	883.2	891.5	897.4	904.6	909.9	914.1
25°	810.1	823.8	835.1	842.2	855.9	866.0	876.1	885.0	893.9	901.6	907.5
27.5°	782.2	797.7	811.3	822.6	837.5	853.5	863.6	878.4	890.3	901.0	908.1
30°	768.6	781.6	795.9	809.0	823.8	844.0	860.6	879.6	894.5	908.1	918.8
32.5°	771.5	783.4	795.9	807.2	822.6	845.2	862.4	884.4	906.4	924.2	937.8
35°	795.3	806.0	814.3	824.4	838.1	855.3	873.7	896.9	924.2	947.9	965.8
37.5°	845.2	848.2	856.5	864.2	871.3	887.4	904.6	924.2	955.7	980.6	1005.5
40°	907.0	914.7	922.4	926.0	934.3	944.4	952.1	972.9	1000.8	1033.5	1060.8
42.5°	999.0	1002.0	1003.2	1004.4	1007.3	1014.5	1025.7	1044.7	1072.1	1101.2	1131.5
45°	1102.4	1105.9	1109.5	1111.3	1107.1	1111.3	1123.1	1132.1	1158.8	1186.1	1224.7
47.5°	1245.5	1234.8	1229.5	1236.6	1233.0	1241.9	1247.3	1252.6	1284.7	1317.4	1350.0
50°	1429.0	1422.5	1414.2	1414.8	1421.3	1415.4	1418.9	1438.5	1449.2	1476.5	1519.9
52.5°	1722.4	1702.2	1670.8	1657.1	1664.8	1660.1	1661.9	1666.0	1658.9	1684.4	1721.3
55°	2084.7	2058.6	2037.8	2025.9	1982.0	1978.4	1949.3	1938.6	1915.5	1939.8	1931.5
57.5°	2343.1	2326.5	2315.8	2280.2	2260.0	2219.6	2207.7	2193.4	2161.4	2177.4	2191.7
60°	2842.0	2782.6	2762.4	2700.1	2679.3	2640.7	2591.4	2567.0	2550.4	2565.8	2556.3
62.5°	3674.7	3592.2	3576.1	3428.2	3392.0	3302.9	3210.3	3197.8	3145.5	3112.9	3105.1
65°	4487.8	4369.6	4281.1	4119.6	4010.3	3883.2	3741.8	3638.5	3532.2	3478.7	3408.1
66°	4548.4	4501.5	4412.4	4318.0	4158.8	4019.8	3859.4	3747.8	3628.4	3534.6	3474.0
67.5°	4445.1	4420.1	4388.7	4324.5	4224.7	4095.2	3943.2	3800.6	3656.9	3546.4	3449.6
70°	3757.3	3784.6	3820.2	3803.6	3746.6	3696.1	3561.9	3482.3	3374.2	3229.3	3169.9
72.5°	2836.1	2909.1	2884.2	2790.3	2746.4	2711.4	2662.7	2609.2	2454.2	2436.4	2366.3
75°	1824.6	1800.2	1816.3	1702.2	1624.4	1592.4	1476.5	1429.0	1312.6	1237.2	1179.6
77.5°	961.6	914.1	877.3	776.9	705.0	662.8	606.4	539.9	437.7	431.8	338.5
80°	446.1	409.8	376.6	341.5	306.5	260.1	225.7	184.1	162.7	139.6	130.1
82.5°	302.9	279.7	259.6	236.4	209.7	177.6	153.2	130.1	111.1	99.8	90.9
85°	274.4	249.5	226.9	197.8	169.9	143.1	117.0	96.8	79.0	68.9	63.0
87.5°	266.7	235.8	212.0	180.6	153.2	125.9	101.0	78.4	61.2	49.9	42.8
90°	33.9	36.2	26.1	24.9	10.7	13.7	10.1	5.9	6.5	4.8	5.3
92.5°	0.0	0.0	0.0	0.0	0.0	0.0	0.0	0.0	0.0	0.0	0.0
95°	0.0	0.0	0.0	0.0	0.0	0.0	0.0	0.0	0.0	0.0	0.0
97.5°	0.0	0.0	0.0	0.0	0.0	0.0	0.0	0.0	0.0	0.0	0.0
100°	0.0	0.0	0.0	0.0	0.0	0.0	0.0	0.0	0.0	0.0	0.0
102.5°	0.0	0.0	0.0	0.0	0.0	0.0	0.0	0.0	0.0	0.0	0.0
105°	0.0	0.0	0.0	0.0	0.0	0.0	0.0	0.0	0.0	0.0	0.0
107.5°	0.0	0.0	0.0	0.0	0.0	0.0	0.0	0.0	0.0	0.0	0.0



REPORT NUMBER: P226922

CATALOG NUMBER: ISW-AF-600-LED-E1-SL3-7060

**CANDELA DISTRIBUTION (continued):**

	60°	61°	62°	63°	64°	65°	66°	67°	68°	69°	70°
110°	0.0	0.0	0.0	0.0	0.0	0.0	0.0	0.0	0.0	0.0	0.0
112.5°	0.0	0.0	0.0	0.0	0.0	0.0	0.0	0.0	0.0	0.0	0.0
115°	0.0	0.0	0.0	0.0	0.0	0.0	0.0	0.0	0.0	0.0	0.0
117.5°	0.0	0.0	0.0	0.0	0.0	0.0	0.0	0.0	0.0	0.0	0.0
120°	0.0	0.0	0.0	0.0	0.0	0.0	0.0	0.0	0.0	0.0	0.0
122.5°	0.0	0.0	0.0	0.0	0.0	0.0	0.0	0.0	0.0	0.0	0.0
125°	0.0	0.0	0.0	0.0	0.0	0.0	0.0	0.0	0.0	0.0	0.0
127.5°	0.0	0.0	0.0	0.0	0.0	0.0	0.0	0.0	0.0	0.0	0.0
130°	0.0	0.0	0.0	0.0	0.0	0.0	0.0	0.0	0.0	0.0	0.0
132.5°	0.0	0.0	0.0	0.0	0.0	0.0	0.0	0.0	0.0	0.0	0.0
135°	0.0	0.0	0.0	0.0	0.0	0.0	0.0	0.0	0.0	0.0	0.0
137.5°	0.0	0.0	0.0	0.0	0.0	0.0	0.0	0.0	0.0	0.0	0.0
140°	0.0	0.0	0.0	0.0	0.0	0.0	0.0	0.0	0.0	0.0	0.0
142.5°	0.0	0.0	0.0	0.0	0.0	0.0	0.0	0.0	0.0	0.0	0.0
145°	0.0	0.0	0.0	0.0	0.0	0.0	0.0	0.0	0.0	0.0	0.0
147.5°	0.0	0.0	0.0	0.0	0.0	0.0	0.0	0.0	0.0	0.0	0.0
150°	0.0	0.0	0.0	0.0	0.0	0.0	0.0	0.0	0.0	0.0	0.0
152.5°	0.0	0.0	0.0	0.0	0.0	0.0	0.0	0.0	0.0	0.0	0.0
155°	0.0	0.0	0.0	0.0	0.0	0.0	0.0	0.0	0.0	0.0	0.0
157.5°	0.0	0.0	0.0	0.0	0.0	0.0	0.0	0.0	0.0	0.0	0.0
160°	0.0	0.0	0.0	0.0	0.0	0.0	0.0	0.0	0.0	0.0	0.0
162.5°	0.0	0.0	0.0	0.0	0.0	0.0	0.0	0.0	0.0	0.0	0.0
165°	0.0	0.0	0.0	0.0	0.0	0.0	0.0	0.0	0.0	0.0	0.0
167.5°	0.0	0.0	0.0	0.0	0.0	0.0	0.0	0.0	0.0	0.0	0.0
170°	0.0	0.0	0.0	0.0	0.0	0.0	0.0	0.0	0.0	0.0	0.0
172.5°	0.0	0.0	0.0	0.0	0.0	0.0	0.0	0.0	0.0	0.0	0.0
175°	0.0	0.0	0.0	0.0	0.0	0.0	0.0	0.0	0.0	0.0	0.0
177.5°	0.0	0.0	0.0	0.0	0.0	0.0	0.0	0.0	0.0	0.0	0.0
180°	0.0	0.0	0.0	0.0	0.0	0.0	0.0	0.0	0.0	0.0	0.0



REPORT NUMBER: P226922

CATALOG NUMBER: ISW-AF-600-LED-E1-SL3-7060

**CANDELA DISTRIBUTION (continued):**

	71°	72°	73°	74°	75°	76°	77°	78°	79°	80°	81°
0°	1052.5	1052.5	1052.5	1052.5	1052.5	1052.5	1052.5	1052.5	1052.5	1052.5	1052.5
2.5°	1063.2	1061.4	1063.2	1062.6	1060.2	1060.8	1061.4	1059.0	1057.8	1057.8	1057.2
5°	1053.7	1052.5	1053.7	1053.1	1049.5	1048.9	1048.9	1047.1	1044.7	1043.0	1041.8
7.5°	1031.1	1032.3	1031.7	1029.9	1028.1	1028.1	1026.3	1022.2	1019.8	1017.4	1015.1
10°	1005.5	1005.5	1006.1	1005.5	1002.6	1001.4	999.0	996.6	997.2	991.3	986.5
12.5°	983.0	983.0	982.4	981.2	979.4	978.8	978.8	971.7	969.9	968.1	962.8
15°	961.6	962.8	962.8	962.8	959.8	959.8	956.8	952.1	952.1	946.7	941.4
17.5°	945.0	946.7	946.2	946.7	947.3	943.8	938.4	935.5	931.9	928.9	921.8
20°	930.7	931.9	932.5	932.5	930.7	928.3	923.6	918.8	916.5	910.5	901.6
22.5°	917.6	920.0	920.6	920.6	918.2	916.5	911.7	904.6	899.8	892.7	884.4
25°	912.3	915.3	913.5	914.7	912.3	908.1	901.6	895.7	888.5	879.6	870.7
27.5°	914.1	918.2	917.0	916.5	913.5	910.5	902.2	895.1	886.8	876.1	864.8
30°	924.8	931.9	928.9	926.6	926.0	918.8	911.1	901.0	891.5	879.0	866.0
32.5°	945.0	948.5	949.1	947.3	944.4	938.4	927.7	914.7	904.0	889.1	873.7
35°	978.2	981.8	980.6	980.6	977.6	968.1	955.1	942.0	927.1	910.5	894.5
37.5°	1024.6	1031.1	1029.9	1027.5	1024.0	1012.7	1002.6	986.5	969.9	947.9	929.5
40°	1082.8	1092.9	1101.8	1100.0	1091.7	1081.6	1072.1	1053.7	1037.0	1012.7	992.5
42.5°	1161.2	1174.8	1186.1	1194.4	1190.9	1177.8	1161.2	1153.4	1129.7	1104.7	1083.9
45°	1261.5	1290.0	1300.1	1310.2	1310.2	1301.9	1298.4	1282.9	1258.0	1224.7	1205.1
47.5°	1394.0	1432.0	1443.3	1460.5	1470.6	1461.7	1455.2	1429.0	1412.4	1366.7	1361.9
50°	1554.9	1593.0	1623.8	1644.0	1641.1	1648.8	1633.3	1618.5	1595.3	1557.9	1544.8
52.5°	1760.5	1790.7	1818.7	1830.5	1843.0	1841.2	1837.7	1827.6	1798.5	1778.3	1745.0
55°	1971.3	1996.2	2030.1	2049.7	2065.7	2062.8	2049.1	2024.8	2030.1	1987.9	1969.5
57.5°	2211.3	2238.6	2275.4	2293.8	2300.9	2337.2	2328.3	2325.3	2315.2	2300.3	2281.3
60°	2624.0	2631.8	2662.1	2708.4	2765.4	2754.1	2768.4	2777.9	2785.0	2751.7	2749.4
62.5°	3115.8	3125.3	3151.5	3161.0	3169.3	3170.5	3151.5	3151.5	3118.8	3076.0	3042.8
65°	3384.3	3364.7	3346.9	3336.8	3314.8	3295.2	3266.7	3228.1	3172.8	3106.9	3047.5
66°	3422.9	3383.1	3359.9	3334.4	3299.4	3263.1	3229.3	3176.4	3111.7	3033.3	2954.9
67.5°	3385.5	3330.8	3276.8	3239.4	3190.7	3125.3	3065.9	3004.2	2943.0	2835.5	2762.4
70°	3044.0	2978.6	2919.2	2837.3	2760.1	2695.9	2593.8	2486.3	2397.8	2284.9	2213.0
72.5°	2260.6	2183.3	2106.1	1990.9	1878.6	1862.0	1733.7	1607.2	1539.5	1448.6	1375.6
75°	1116.6	1019.2	880.8	819.0	729.4	685.4	661.1	569.6	547.6	457.9	456.7
77.5°	315.4	270.8	240.5	209.7	196.6	187.1	154.4	147.9	134.2	131.9	124.1
80°	119.4	112.8	109.9	106.9	103.9	102.2	101.0	96.2	93.8	90.3	88.5
82.5°	86.1	83.7	78.4	76.6	74.2	70.7	70.1	67.1	65.3	61.8	60.6
85°	58.2	55.2	52.3	49.3	48.1	47.5	45.7	44.5	43.4	41.6	41.0
87.5°	39.2	36.2	32.7	31.5	30.9	31.5	32.1	30.9	30.3	29.1	28.5
90°	4.8	6.5	5.9	5.9	7.1	5.9	5.9	6.5	5.9	5.9	5.3
92.5°	0.0	0.0	0.0	0.0	0.0	0.0	0.0	0.0	0.0	0.0	0.0
95°	0.0	0.0	0.0	0.0	0.0	0.0	0.0	0.0	0.0	0.0	0.0
97.5°	0.0	0.0	0.0	0.0	0.0	0.0	0.0	0.0	0.0	0.0	0.0
100°	0.0	0.0	0.0	0.0	0.0	0.0	0.0	0.0	0.0	0.0	0.0
102.5°	0.0	0.0	0.0	0.0	0.0	0.0	0.0	0.0	0.0	0.0	0.0
105°	0.0	0.0	0.0	0.0	0.0	0.0	0.0	0.0	0.0	0.0	0.0
107.5°	0.0	0.0	0.0	0.0	0.0	0.0	0.0	0.0	0.0	0.0	0.0



REPORT NUMBER: P226922  
 CATALOG NUMBER: ISW-AF-600-LED-E1-SL3-7060

REPORT N  
 CATALOG

**CANDELA DISTRIBUTION (continued):**

**CANDELA**

	71°	72°	73°	74°	75°	76°	77°	78°	79°	80°	81°	
110°	0.0	0.0	0.0	0.0	0.0	0.0	0.0	0.0	0.0	0.0	0.0	0°
112.5°	0.0	0.0	0.0	0.0	0.0	0.0	0.0	0.0	0.0	0.0	0.0	2.5°
115°	0.0	0.0	0.0	0.0	0.0	0.0	0.0	0.0	0.0	0.0	0.0	5°
117.5°	0.0	0.0	0.0	0.0	0.0	0.0	0.0	0.0	0.0	0.0	0.0	7.5°
120°	0.0	0.0	0.0	0.0	0.0	0.0	0.0	0.0	0.0	0.0	0.0	10°
122.5°	0.0	0.0	0.0	0.0	0.0	0.0	0.0	0.0	0.0	0.0	0.0	12.5°
125°	0.0	0.0	0.0	0.0	0.0	0.0	0.0	0.0	0.0	0.0	0.0	15°
127.5°	0.0	0.0	0.0	0.0	0.0	0.0	0.0	0.0	0.0	0.0	0.0	17.5°
130°	0.0	0.0	0.0	0.0	0.0	0.0	0.0	0.0	0.0	0.0	0.0	20°
132.5°	0.0	0.0	0.0	0.0	0.0	0.0	0.0	0.0	0.0	0.0	0.0	22.5°
135°	0.0	0.0	0.0	0.0	0.0	0.0	0.0	0.0	0.0	0.0	0.0	25°
137.5°	0.0	0.0	0.0	0.0	0.0	0.0	0.0	0.0	0.0	0.0	0.0	27.5°
140°	0.0	0.0	0.0	0.0	0.0	0.0	0.0	0.0	0.0	0.0	0.0	30°
142.5°	0.0	0.0	0.0	0.0	0.0	0.0	0.0	0.0	0.0	0.0	0.0	32.5°
145°	0.0	0.0	0.0	0.0	0.0	0.0	0.0	0.0	0.0	0.0	0.0	35°
147.5°	0.0	0.0	0.0	0.0	0.0	0.0	0.0	0.0	0.0	0.0	0.0	37.5°
150°	0.0	0.0	0.0	0.0	0.0	0.0	0.0	0.0	0.0	0.0	0.0	40°
152.5°	0.0	0.0	0.0	0.0	0.0	0.0	0.0	0.0	0.0	0.0	0.0	42.5°
155°	0.0	0.0	0.0	0.0	0.0	0.0	0.0	0.0	0.0	0.0	0.0	45°
157.5°	0.0	0.0	0.0	0.0	0.0	0.0	0.0	0.0	0.0	0.0	0.0	47.5°
160°	0.0	0.0	0.0	0.0	0.0	0.0	0.0	0.0	0.0	0.0	0.0	50°
162.5°	0.0	0.0	0.0	0.0	0.0	0.0	0.0	0.0	0.0	0.0	0.0	52.5°
165°	0.0	0.0	0.0	0.0	0.0	0.0	0.0	0.0	0.0	0.0	0.0	55°
167.5°	0.0	0.0	0.0	0.0	0.0	0.0	0.0	0.0	0.0	0.0	0.0	57.5°
170°	0.0	0.0	0.0	0.0	0.0	0.0	0.0	0.0	0.0	0.0	0.0	60°
172.5°	0.0	0.0	0.0	0.0	0.0	0.0	0.0	0.0	0.0	0.0	0.0	62.5°
175°	0.0	0.0	0.0	0.0	0.0	0.0	0.0	0.0	0.0	0.0	0.0	65°
177.5°	0.0	0.0	0.0	0.0	0.0	0.0	0.0	0.0	0.0	0.0	0.0	66°
180°	0.0	0.0	0.0	0.0	0.0	0.0	0.0	0.0	0.0	0.0	0.0	67.5°
												70°
												72.5°
												75°
												77.5°
												80°
												82.5°
												85°
												87.5°
												90°
												92.5°
												95°
												97.5°
												100°
												102.5°
												105°
												107.5°



'226922  
 ISW-AF-600-LED-E1-SL3-7060

REPORT NUMBER: P226922  
 CATALOG NUMBER: ISW-AF-60

**TION (continued):**

**CANDELA DISTRIBUTION (con**

83°	84°	85°	86°	87°	88°	89°	90°	95°	105°		115°	125°
0.0	0.0	0.0	0.0	0.0	0.0	0.0	0.0	0.0	0.0	0°	1052.5	1052.5
0.0	0.0	0.0	0.0	0.0	0.0	0.0	0.0	0.0	0.0	2.5°	1018.0	1008.5
0.0	0.0	0.0	0.0	0.0	0.0	0.0	0.0	0.0	0.0	5°	964.0	942.6
0.0	0.0	0.0	0.0	0.0	0.0	0.0	0.0	0.0	0.0	7.5°	890.9	849.3
0.0	0.0	0.0	0.0	0.0	0.0	0.0	0.0	0.0	0.0	10°	807.2	747.2
0.0	0.0	0.0	0.0	0.0	0.0	0.0	0.0	0.0	0.0	12.5°	720.5	643.8
0.0	0.0	0.0	0.0	0.0	0.0	0.0	0.0	0.0	0.0	15°	639.7	538.1
0.0	0.0	0.0	0.0	0.0	0.0	0.0	0.0	0.0	0.0	17.5°	554.7	429.4
0.0	0.0	0.0	0.0	0.0	0.0	0.0	0.0	0.0	0.0	20°	473.4	324.3
0.0	0.0	0.0	0.0	0.0	0.0	0.0	0.0	0.0	0.0	22.5°	381.3	227.5
0.0	0.0	0.0	0.0	0.0	0.0	0.0	0.0	0.0	0.0	25°	279.7	165.1
0.0	0.0	0.0	0.0	0.0	0.0	0.0	0.0	0.0	0.0	27.5°	199.6	131.9
0.0	0.0	0.0	0.0	0.0	0.0	0.0	0.0	0.0	0.0	30°	149.1	111.1
0.0	0.0	0.0	0.0	0.0	0.0	0.0	0.0	0.0	0.0	32.5°	119.4	96.2
0.0	0.0	0.0	0.0	0.0	0.0	0.0	0.0	0.0	0.0	35°	101.6	87.3
0.0	0.0	0.0	0.0	0.0	0.0	0.0	0.0	0.0	0.0	37.5°	90.9	81.4
0.0	0.0	0.0	0.0	0.0	0.0	0.0	0.0	0.0	0.0	40°	84.9	78.4
0.0	0.0	0.0	0.0	0.0	0.0	0.0	0.0	0.0	0.0	42.5°	81.4	75.4
0.0	0.0	0.0	0.0	0.0	0.0	0.0	0.0	0.0	0.0	45°	79.6	73.6
0.0	0.0	0.0	0.0	0.0	0.0	0.0	0.0	0.0	0.0	47.5°	78.4	71.3
0.0	0.0	0.0	0.0	0.0	0.0	0.0	0.0	0.0	0.0	50°	77.2	71.3
0.0	0.0	0.0	0.0	0.0	0.0	0.0	0.0	0.0	0.0	52.5°	77.8	72.5
0.0	0.0	0.0	0.0	0.0	0.0	0.0	0.0	0.0	0.0	55°	80.8	72.5
0.0	0.0	0.0	0.0	0.0	0.0	0.0	0.0	0.0	0.0	57.5°	85.5	72.5
0.0	0.0	0.0	0.0	0.0	0.0	0.0	0.0	0.0	0.0	60°	89.1	73.6
0.0	0.0	0.0	0.0	0.0	0.0	0.0	0.0	0.0	0.0	62.5°	90.3	76.0
0.0	0.0	0.0	0.0	0.0	0.0	0.0	0.0	0.0	0.0	65°	89.1	77.2
0.0	0.0	0.0	0.0	0.0	0.0	0.0	0.0	0.0	0.0	66°	87.9	77.2
0.0	0.0	0.0	0.0	0.0	0.0	0.0	0.0	0.0	0.0	67.5°	86.1	76.0
										70°	82.0	71.3
										72.5°	73.6	64.1
										75°	63.0	51.7
										77.5°	51.1	41.6
										80°	38.0	31.5
										82.5°	27.9	24.4
										85°	19.6	17.2
										87.5°	11.9	10.7
										90°	3.0	3.0
										92.5°	0.0	0.0
										95°	0.0	0.0
										97.5°	0.0	0.0
										100°	0.0	0.0
										102.5°	0.0	0.0
										105°	0.0	0.0
										107.5°	0.0	0.0



REPORT NUMBER: P226922

CATALOG NUMBER: ISW-AF-600-LED-E1-

00-LED-E1-SL3-7060

**tinued):**

135°	145°	155°	165°	175°	180°
1052.5	1052.5	1052.5	1052.5	1052.5	1052.5
1002.0	1001.4	986.5	983.6	973.5	978.8
917.0	907.0	880.2	874.9	863.6	860.6
815.5	787.6	766.2	742.4	719.9	731.1
696.7	649.8	602.9	572.0	559.5	555.3
583.8	499.5	440.7	380.1	358.7	366.5
447.2	351.0	272.6	237.6	217.4	213.8
315.4	225.1	188.9	180.0	175.8	175.8
213.8	171.6	158.0	153.8	153.8	154.4
162.7	144.3	138.4	139.0	141.4	142.0
134.8	127.7	124.7	128.9	133.6	134.2
116.4	114.6	115.2	120.6	125.3	125.9
102.2	103.9	106.3	111.1	115.2	116.4
92.1	95.0	96.8	99.8	102.2	102.8
84.9	88.5	87.9	89.7	91.5	92.1
80.8	82.6	80.8	82.0	82.0	83.2
77.2	77.8	74.8	75.4	76.6	76.6
73.6	73.1	70.1	71.3	73.1	73.6
70.1	68.9	66.5	68.9	71.9	72.5
67.1	65.9	64.7	67.7	71.3	71.9
65.9	64.7	63.6	67.7	71.3	71.9
65.9	64.7	63.6	66.5	70.1	70.7
66.5	65.3	63.0	65.9	68.3	68.9
67.1	65.9	61.8	63.6	64.7	65.3
67.1	64.7	60.6	61.2	61.2	61.8
65.9	63.0	58.2	58.2	57.6	57.6
65.9	60.6	55.8	54.6	53.5	53.5
65.3	60.0	55.2	53.5	51.7	51.7
64.1	58.8	54.0	51.7	49.9	49.9
60.0	56.4	51.1	48.7	46.9	46.3
53.5	51.7	47.5	45.7	44.0	43.4
45.1	45.7	43.4	42.2	40.4	39.8
38.0	39.2	38.0	37.4	36.2	35.6
30.3	32.7	31.5	31.5	32.1	30.9
23.2	26.1	24.9	26.1	27.3	25.5
16.0	19.0	19.0	19.6	20.2	19.0
10.1	12.5	11.9	12.5	12.5	11.9
2.4	4.2	2.4	3.6	3.0	2.4
0.0	0.0	0.0	0.0	0.0	0.0
0.0	0.0	0.0	0.0	0.0	0.0
0.0	0.0	0.0	0.0	0.0	0.0
0.0	0.0	0.0	0.0	0.0	0.0
0.0	0.0	0.0	0.0	0.0	0.0
0.0	0.0	0.0	0.0	0.0	0.0
0.0	0.0	0.0	0.0	0.0	0.0
0.0	0.0	0.0	0.0	0.0	0.0
0.0	0.0	0.0	0.0	0.0	0.0

**CANDELA DISTRIBUTION (continued):**

	115°	125°	135°
110°	0.0	0.0	0.0
112.5°	0.0	0.0	0.0
115°	0.0	0.0	0.0
117.5°	0.0	0.0	0.0
120°	0.0	0.0	0.0
122.5°	0.0	0.0	0.0
125°	0.0	0.0	0.0
127.5°	0.0	0.0	0.0
130°	0.0	0.0	0.0
132.5°	0.0	0.0	0.0
135°	0.0	0.0	0.0
137.5°	0.0	0.0	0.0
140°	0.0	0.0	0.0
142.5°	0.0	0.0	0.0
145°	0.0	0.0	0.0
147.5°	0.0	0.0	0.0
150°	0.0	0.0	0.0
152.5°	0.0	0.0	0.0
155°	0.0	0.0	0.0
157.5°	0.0	0.0	0.0
160°	0.0	0.0	0.0
162.5°	0.0	0.0	0.0
165°	0.0	0.0	0.0
167.5°	0.0	0.0	0.0
170°	0.0	0.0	0.0
172.5°	0.0	0.0	0.0
175°	0.0	0.0	0.0
177.5°	0.0	0.0	0.0
180°	0.0	0.0	0.0

